




HTES Student Activity Sheet for Remote Learning

If you have a BCSD device, make sure you use it for this activity. Complete by August 26, 2020.

Parents may need to assist elementary students.

1. Log in to the laptop using the directions below.
2. From the Desktop, access the **ClassLink** icon or go to <https://launchpad.classlink.com/bibb>.
3. From **ClassLink**, select the **Office 365 (O365)** icon. You will need to log in using your student login including @bcsdk12.net. Enter your same password.
4. Students should see the **OneDrive** icon and the MS Teams icon in their Office 365 dashboard.
5. Return to **ClassLink** and access the **Canvas** icon.
6. Your **Canvas** Dashboard should appear.
7. Students should complete the survey at <https://tinyurl.com/HTESSurvey> or use the QR code below, to report the completion of this sheet.



Survey QR
Code



LOGIN DIRECTIONS

User name:

firstname.lastnameXX

(XX is the last 2 digits of graduation year)

Example jill.smith25

Password:

first and last initials CAPITALIZED, lunch number, !

Example JS12345!

Technical support is available at 765-8659